


Cumulative Report — ~~Unofficial~~
 GRAY COUNTY, TEXAS — OFFICIAL BALLOT — March 03, 2020

Total Number of Voters : 4,168 of 12,163 = 34.27%

Precincts Reporting 7 of 7 = 100.00%

Party	Candidate	Absentee	Early	Election	Total
President, Vote For 1 REPUBLICAN PARTY					
REP	Roque "Rocky" De La Fuente Guerra	0 0.00%	8 0.51%	6 0.32%	14 0.37%
REP	Zoltan G. Istvan	0 0.00%	2 0.13%	0 0.00%	2 0.05%
REP	Matthew John Matern	0 0.00%	2 0.13%	3 0.16%	5 0.13%
REP	Joe Walsh	0 0.00%	12 0.76%	9 0.48%	21 0.55%
REP	Bill Weld	0 0.00%	5 0.32%	7 0.37%	12 0.32%
REP	Donald J. Trump	338 97.13%	1,520 95.96%	1,802 96.31%	3,660 96.24%
REP	Bob Ely	0 0.00%	3 0.19%	2 0.11%	5 0.13%
REP	Uncommitted	10 2.87%	32 2.02%	42 2.24%	84 2.21%
Cast Votes:		348 99.71%	1,584 98.32%	1,871 97.55%	3,803 98.07%
United States Senator, Vote For 1 REPUBLICAN PARTY					
REP	Mark Yancey	5 1.48%	107 7.08%	179 10.07%	291 8.03%
REP	John Cornyn	316 93.77%	1,173 77.63%	1,212 68.20%	2,701 74.51%
REP	Virgil Bierschwale	2 0.59%	14 0.93%	31 1.74%	47 1.30%
REP	Dwayne Stovall	12 3.56%	173 11.45%	272 15.31%	457 12.61%
REP	John Anthony Castro	2 0.59%	44 2.91%	83 4.67%	129 3.56%
Cast Votes:		337 96.56%	1,511 93.79%	1,777 92.65%	3,625 93.48%
United States Representative, District 13, Vote For 1 REPUBLICAN PARTY					
REP	Matt McArthur	1 0.30%	52 3.35%	86 4.73%	139 3.76%
REP	Jamie Culley	2 0.61%	11 0.71%	19 1.04%	32 0.87%
REP	Monique Worthy	0 0.00%	4 0.26%	12 0.66%	16 0.43%
REP	Josh Winegarner	164 49.85%	656 42.30%	779 42.83%	1,599 43.23%
REP	Mark Neese	3 0.91%	22 1.42%	26 1.43%	51 1.38%
REP	Asusena Reséndiz	0 0.00%	12 0.77%	21 1.15%	33 0.89%
REP	Elaine Hays	29 8.81%	197 12.70%	128 7.04%	354 9.57%
REP	Ronny Jackson	32 9.73%	260 16.76%	330 18.14%	622 16.82%
REP	Lee Harvey	3 0.91%	25 1.61%	36 1.98%	64 1.73%
REP	Diane Knowlton	1 0.30%	10 0.64%	10 0.55%	21 0.57%
REP	Catherine "I Swear" Carr	2 0.61%	9 0.58%	15 0.82%	26 0.70%
REP	Vance Snider II	6 1.82%	36 2.32%	50 2.75%	92 2.49%
REP	Richard Herman	1 0.30%	11 0.71%	16 0.88%	28 0.76%
REP	Jason Foglesong	2 0.61%	6 0.39%	5 0.27%	13 0.35%
REP	Chris Ekstrom	83 25.23%	240 15.47%	286 15.72%	609 16.46%
Cast Votes:		329 94.27%	1,551 96.28%	1,819 94.84%	3,699 95.38%



Cumulative Report — Unofficial
GRAY COUNTY, TEXAS — OFFICIAL BALLOT — March 03, 2020

Total Number of Voters : 4,168 of 12,163 = 34.27%

Precincts Reporting 7 of 7 = 100.00%

Party	Candidate	Absentee	Early	Election	Total
Railroad Commissioner, Vote For 1 REPUBLICAN PARTY					
REP	James "Jim" Wright	205 70.21%	975 69.54%	1,206 72.26%	2,386 70.95%
REP	Ryan Sitton	87 29.79%	427 30.46%	463 27.74%	977 29.05%
Cast Votes:		292 83.67%	1,402 87.03%	1,669 87.02%	3,363 86.72%
Chief Justice, Supreme Court, Vote For 1 REPUBLICAN PARTY					
REP	Nathan Hecht	278 100.00%	1,305 100.00%	1,589 100.00%	3,172 100.00%
Cast Votes:		278 79.66%	1,305 81.01%	1,589 82.85%	3,172 81.79%
Justice, Supreme Court, Place 6 Unexpired Term, Vote For 1 REPUBLICAN PARTY					
REP	Jane Bland	281 100.00%	1,308 100.00%	1,559 100.00%	3,148 100.00%
Cast Votes:		281 80.52%	1,308 81.19%	1,559 81.28%	3,148 81.18%
Justice, Supreme Court, Place 7, Vote For 1 REPUBLICAN PARTY					
REP	Jeff Boyd	279 100.00%	1,342 100.00%	1,609 100.00%	3,230 100.00%
Cast Votes:		279 79.94%	1,342 83.30%	1,609 83.89%	3,230 83.29%
Justice, Supreme Court, Place 8, Vote For 1 REPUBLICAN PARTY					
REP	Brett Busby	278 100.00%	1,238 100.00%	1,499 100.00%	3,015 100.00%
Cast Votes:		278 79.66%	1,238 76.85%	1,499 78.15%	3,015 77.75%
Judge, Court of Criminal Appeals, Place 3, Vote For 1 REPUBLICAN PARTY					
REP	Gina Parker	97 34.64%	634 47.24%	723 46.05%	1,454 45.55%
REP	Bert Richardson	183 65.36%	708 52.76%	847 53.95%	1,738 54.45%
Cast Votes:		280 80.23%	1,342 83.30%	1,570 81.86%	3,192 82.31%
Judge, Court of Criminal Appeals, Place 4, Vote For 1 REPUBLICAN PARTY					
REP	Kevin Patrick Yeary	272 100.00%	1,297 100.00%	1,541 100.00%	3,110 100.00%
Cast Votes:		272 77.94%	1,297 80.51%	1,541 80.34%	3,110 80.20%
Judge, Court of Criminal Appeals, Place 9, Vote For 1 REPUBLICAN PARTY					
REP	David Newell	271 100.00%	1,296 100.00%	1,550 100.00%	3,117 100.00%
Cast Votes:		271 77.65%	1,296 80.45%	1,550 80.81%	3,117 80.38%
Member, State Board of Education, District 15, Vote For 1 REPUBLICAN PARTY					
REP	Jay Johnson	311 100.00%	1,376 100.00%	1,616 100.00%	3,303 100.00%
Cast Votes:		311 89.11%	1,376 85.41%	1,616 84.25%	3,303 85.17%




Cumulative Report Unofficial
 GRAY COUNTY, TEXAS — OFFICIAL BALLOT — March 03, 2020

Total Number of Voters : 4,168 of 12,163 = 34.27%

Precincts Reporting 7 of 7 = 100.00%

Party	Candidate	Absentee	Early	Election	Total
State Representative, District 88, Vote For 1 REPUBLICAN PARTY					
REP	Ken King	306 100.00%	1,370 100.00%	1,632 100.00%	3,308 100.00%
Cast Votes:		306 87.68%	1,370 85.04%	1,632 85.09%	3,308 85.30%
Chief Justice, 7th Court of Appeals District, Vote For 1 REPUBLICAN PARTY					
REP	Brian Quinn	273 100.00%	1,295 100.00%	1,545 100.00%	3,113 100.00%
Cast Votes:		273 78.22%	1,295 80.38%	1,545 80.55%	3,113 80.27%
Justice, 7th Court of Appeals District, Place 4, Vote For 1 REPUBLICAN PARTY					
REP	Larry Doss	149 53.99%	797 58.47%	947 59.48%	1,893 58.59%
REP	Steven Denny	127 46.01%	566 41.53%	645 40.52%	1,338 41.41%
Cast Votes:		276 79.08%	1,363 84.61%	1,592 83.00%	3,231 83.32%
District Attorney, 31st Judicial District, Vote For 1 REPUBLICAN PARTY					
REP	Franklin McDonough	291 100.00%	1,366 100.00%	1,619 100.00%	3,276 100.00%
Cast Votes:		291 83.38%	1,366 84.79%	1,619 84.41%	3,276 84.48%
County Attorney, Vote For 1 REPUBLICAN PARTY					
REP	Joshua M. Seabourn	294 100.00%	1,358 100.00%	1,617 100.00%	3,269 100.00%
Cast Votes:		294 84.24%	1,358 84.30%	1,617 84.31%	3,269 84.30%
Sheriff, Vote For 1 REPUBLICAN PARTY					
REP	Stormy McCullar	80 23.26%	566 35.62%	505 26.79%	1,151 30.15%
REP	Michael "Mac" Ryan	205 59.59%	788 49.59%	1,075 57.03%	2,068 54.16%
REP	Randy Stubblefield	59 17.15%	235 14.79%	305 16.18%	599 15.69%
Cast Votes:		344 98.57%	1,589 98.63%	1,885 98.28%	3,818 98.45%
County Tax Assessor-Collector, Vote For 1 REPUBLICAN PARTY					
REP	Gaye Whitehead	319 100.00%	1,445 100.00%	1,740 100.00%	3,504 100.00%
Cast Votes:		319 91.40%	1,445 89.70%	1,740 90.72%	3,504 90.36%
County Commissioner 1, Vote For 1 REPUBLICAN PARTY					
REP	Logan Hudson	63 63.00%	379 73.03%	312 58.10%	754 65.22%
REP	Archie Summers Sr	37 37.00%	140 26.97%	225 41.90%	402 34.78%
Cast Votes:		100 87.72%	519 94.02%	537 92.59%	1,156 92.78%



Cumulative Report **Unofficial**
GRAY COUNTY, TEXAS — OFFICIAL BALLOT — March 03, 2020


Page 4 of 9

03/03/2020 09:04 PM

Total Number of Voters : 4,168 of 12,163 = 34.27%

Precincts Reporting 7 of 7 = 100.00%

Party	Candidate	Absentee	Early	Election	Total
County Commissioner 3, Vote For 1 REPUBLICAN PARTY					
REP	Neil Fulton	24 42.11%	100 49.26%	100 35.09%	224 41.10%
REP	John Mark Baggerman	33 57.89%	103 50.74%	185 64.91%	321 58.90%
Cast Votes:		57 90.48%	203 95.75%	285 95.00%	545 94.78%
County Constable 1, Vote For 1 REPUBLICAN PARTY					
REP	Jason Rushing	154 100.00%	652 100.00%	779 100.00%	1,585 100.00%
Cast Votes:		154 87.01%	652 85.34%	779 88.52%	1,585 87.04%
County Constable 2, Vote For 1 REPUBLICAN PARTY					
REP	Joe Montgomery	145 100.00%	729 100.00%	880 100.00%	1,754 100.00%
Cast Votes:		145 84.30%	729 86.07%	880 84.78%	1,754 85.27%
County Chairman, Vote For 1 REPUBLICAN PARTY					
REP	Ann Franklin	291 100.00%	1,388 100.00%	1,638 100.00%	3,317 100.00%
Cast Votes:		291 83.38%	1,388 86.16%	1,638 85.40%	3,317 85.53%
President, Vote For 1 DEMOCRATIC PARTY					
DEM	Joseph R. Biden	25 49.02%	19 30.65%	73 45.06%	117 42.55%
DEM	Cory Booker	0 0.00%	1 1.61%	0 0.00%	1 0.36%
DEM	Roque "Rocky" De La Fuente	0 0.00%	1 1.61%	0 0.00%	1 0.36%
DEM	Bernie Sanders	5 9.80%	14 22.58%	60 37.04%	79 28.73%
DEM	Michael Bennet	0 0.00%	0 0.00%	0 0.00%	0 0.00%
DEM	Tom Steyer	0 0.00%	0 0.00%	1 0.62%	1 0.36%
DEM	Deval Patrick	0 0.00%	0 0.00%	0 0.00%	0 0.00%
DEM	Andrew Yang	0 0.00%	0 0.00%	0 0.00%	0 0.00%
DEM	John K. Delaney	0 0.00%	0 0.00%	0 0.00%	0 0.00%
DEM	Robby Wells	0 0.00%	0 0.00%	0 0.00%	0 0.00%
DEM	Tulsi Gabbard	0 0.00%	0 0.00%	1 0.62%	1 0.36%
DEM	Julián Castro	0 0.00%	1 1.61%	0 0.00%	1 0.36%
DEM	Elizabeth Warren	4 7.84%	7 11.29%	9 5.56%	20 7.27%
DEM	Michael R. Bloomberg	11 21.57%	13 20.97%	14 8.64%	38 13.82%
DEM	Amy Klobuchar	3 5.88%	5 8.06%	0 0.00%	8 2.91%
DEM	Marianne Williamson	1 1.96%	0 0.00%	0 0.00%	1 0.36%
DEM	Pete Buttigieg	2 3.92%	1 1.61%	4 2.47%	7 2.55%
Cast Votes:		51 96.23%	62 96.88%	162 93.64%	275 94.83%




Cumulative Report — Unofficial
GRAY COUNTY, TEXAS — OFFICIAL BALLOT — March 03, 2020

Total Number of Voters : 4,168 of 12,163 = 34.27%

Precincts Reporting 7 of 7 = 100.00%

Party	Candidate	Absentee	Early	Election	Total
United States Senator, Vote For 1 DEMOCRATIC PARTY					
DEM	D.R. Hunter	2 4.35%	6 10.17%	20 14.60%	28 11.57%
DEM	Annie "Mamá" Garcia	6 13.04%	11 18.64%	25 18.25%	42 17.36%
DEM	Michael Cooper	5 10.87%	2 3.39%	14 10.22%	21 8.68%
DEM	Cristina Tzintzun Ramirez	1 2.17%	4 6.78%	13 9.49%	18 7.44%
DEM	Jack Daniel Foster Jr	2 4.35%	1 1.69%	2 1.46%	5 2.07%
DEM	Mary "MJ" Hegar	8 17.39%	11 18.64%	15 10.95%	34 14.05%
DEM	Adrian Ocegueda	0 0.00%	1 1.69%	5 3.65%	6 2.48%
DEM	Chris Bell	8 17.39%	11 18.64%	16 11.68%	35 14.46%
DEM	Victor Hugo Harris	0 0.00%	2 3.39%	0 0.00%	2 0.83%
DEM	Royce West	3 6.52%	2 3.39%	2 1.46%	7 2.89%
DEM	Amanda K. Edwards	7 15.22%	4 6.78%	13 9.49%	24 9.92%
DEM	Sema Hernandez	4 8.70%	4 6.78%	12 8.76%	20 8.26%
Cast Votes:		46 86.79%	59 92.19%	137 79.19%	242 83.45%
United States Representative, District 13, Vote For 1 DEMOCRATIC PARTY					
DEM	Greg Sagan	29 65.91%	21 36.84%	62 45.59%	112 47.26%
DEM	Gus Trujillo	6 13.64%	26 45.61%	53 38.97%	85 35.86%
DEM	Timothy W. Gassaway	9 20.45%	10 17.54%	21 15.44%	40 16.88%
Cast Votes:		44 83.02%	57 89.06%	136 78.61%	237 81.72%
Railroad Commissioner, Vote For 1 DEMOCRATIC PARTY					
DEM	Roberto R. "Beto" Alonzo	8 18.60%	15 26.79%	53 40.77%	76 33.19%
DEM	Kelly Stone	11 25.58%	18 32.14%	29 22.31%	58 25.33%
DEM	Mark Watson	13 30.23%	8 14.29%	30 23.08%	51 22.27%
DEM	Chrysta Castañeda	11 25.58%	15 26.79%	18 13.85%	44 19.21%
Cast Votes:		43 81.13%	56 87.50%	130 75.14%	229 78.97%
Chief Justice, Supreme Court, Vote For 1 DEMOCRATIC PARTY					
DEM	Amy Clark Meachum	39 86.67%	52 92.86%	110 83.97%	201 86.64%
DEM	Jerry Zimmerer	6 13.33%	4 7.14%	21 16.03%	31 13.36%
Cast Votes:		45 84.91%	56 87.50%	131 75.72%	232 80.00%
Justice, Supreme Court, Place 6 Unexpired Term, Vote For 1 DEMOCRATIC PARTY					
DEM	Kathy Cheng	33 71.74%	49 85.96%	98 77.17%	180 78.26%
DEM	Larry Praeger	13 28.26%	8 14.04%	29 22.83%	50 21.74%
Cast Votes:		46 86.79%	57 89.06%	127 73.41%	230 79.31%



Cumulative Report — Unofficial
GRAY COUNTY, TEXAS — OFFICIAL BALLOT — March 03, 2020

Page 6 of 9

03/03/2020 09:04 PM

Total Number of Voters : 4,168 of 12,163 = 34.27%

Precincts Reporting 7 of 7 = 100.00%

Party	Candidate	Absentee	Early	Election	Total
Justice, Supreme Court, Place 7, Vote For 1 DEMOCRATIC PARTY					
DEM	Staci Williams	33 71.74%	45 78.95%	96 73.85%	174 74.68%
DEM	Brandy Voss	13 28.26%	12 21.05%	34 26.15%	59 25.32%
Cast Votes:		46 86.79%	57 89.06%	130 75.14%	233 80.34%
Justice, Supreme Court, Place 8, Vote For 1 DEMOCRATIC PARTY					
DEM	Peter Kelly	20 43.48%	24 42.11%	67 50.76%	111 47.23%
DEM	Gisela D. Triana	26 56.52%	33 57.89%	65 49.24%	124 52.77%
Cast Votes:		46 86.79%	57 89.06%	132 76.30%	235 81.03%
Judge, Court of Criminal Appeals, Place 3, Vote For 1 DEMOCRATIC PARTY					
DEM	William Pieratt Demond	2 4.35%	12 21.43%	22 16.67%	36 15.38%
DEM	Dan Wood	11 23.91%	12 21.43%	37 28.03%	60 25.64%
DEM	Elizabeth Davis Frizell	33 71.74%	32 57.14%	73 55.30%	138 58.97%
Cast Votes:		46 86.79%	56 87.50%	132 76.30%	234 80.69%
Judge, Court of Criminal Appeals, Place 4, Vote For 1 DEMOCRATIC PARTY					
DEM	Tina Clinton	34 73.91%	49 85.96%	95 72.52%	178 76.07%
DEM	Steven Miears	12 26.09%	8 14.04%	36 27.48%	56 23.93%
Cast Votes:		46 86.79%	57 89.06%	131 75.72%	234 80.69%
Judge, Court of Criminal Appeals, Place 9, Vote For 1 DEMOCRATIC PARTY					
DEM	Brandon Birmingham	38 100.00%	52 100.00%	127 100.00%	217 100.00%
Cast Votes:		38 71.70%	52 81.25%	127 73.41%	217 74.83%
Member, State Board of Education, District 15, Vote For 1 DEMOCRATIC PARTY					
DEM	John Betancourt	41 100.00%	53 100.00%	126 100.00%	220 100.00%
Cast Votes:		41 77.36%	53 82.81%	126 72.83%	220 75.86%
County Chairman, Vote For 1 DEMOCRATIC PARTY					
DEM	Dollie Haynes-Buckhaults	39 100.00%	57 100.00%	129 100.00%	225 100.00%
Cast Votes:		39 73.58%	57 89.06%	129 74.57%	225 77.59%
Proposition 1, Vote For 1 DEMOCRATIC PARTY					
	Yes	50 98.04%	56 93.33%	140 92.11%	246 93.54%
	No	1 1.96%	4 6.67%	12 7.89%	17 6.46%
Cast Votes:		51 96.23%	60 93.75%	152 87.86%	263 90.69%

Cumulative Report — Unofficial
GRAY COUNTY, TEXAS — OFFICIAL BALLOT — March 03, 2020

Total Number of Voters : 4,168 of 12,163 = 34.27%

Precincts Reporting 7 of 7 = 100.00%

Party	Candidate	Absentee	Early	Election	Total
Proposition 2, Vote For 1 DEMOCRATIC PARTY					
	Yes	45 91.84%	58 95.08%	145 96.03%	248 95.02%
	No	4 8.16%	3 4.92%	6 3.97%	13 4.98%
	Cast Votes:	49 92.45%	61 95.31%	151 87.28%	261 90.00%
Proposition 3, Vote For 1 DEMOCRATIC PARTY					
	Yes	50 98.04%	61 100.00%	146 96.05%	257 97.35%
	No	1 1.96%	0 0.00%	6 3.95%	7 2.65%
	Cast Votes:	51 96.23%	61 95.31%	152 87.86%	264 91.03%
Proposition 4, Vote For 1 DEMOCRATIC PARTY					
	Yes	49 94.23%	56 91.80%	146 96.69%	251 95.08%
	No	3 5.77%	5 8.20%	5 3.31%	13 4.92%
	Cast Votes:	52 98.11%	61 95.31%	151 87.28%	264 91.03%
Proposition 5, Vote For 1 DEMOCRATIC PARTY					
	Yes	49 96.08%	59 93.65%	147 96.08%	255 95.51%
	No	2 3.92%	4 6.35%	6 3.92%	12 4.49%
	Cast Votes:	51 96.23%	63 98.44%	153 88.44%	267 92.07%
Proposition 6, Vote For 1 DEMOCRATIC PARTY					
	Yes	49 96.08%	61 95.31%	146 95.42%	256 95.52%
	No	2 3.92%	3 4.69%	7 4.58%	12 4.48%
	Cast Votes:	51 96.23%	64 100.00%	153 88.44%	268 92.41%
Proposition 7, Vote For 1 DEMOCRATIC PARTY					
	Yes	49 96.08%	57 91.94%	141 93.38%	247 93.56%
	No	2 3.92%	5 8.06%	10 6.62%	17 6.44%
	Cast Votes:	51 96.23%	62 96.88%	151 87.28%	264 91.03%
Proposition 8, Vote For 1 DEMOCRATIC PARTY					
	Yes	49 96.08%	56 90.32%	147 95.45%	252 94.38%
	No	2 3.92%	6 9.68%	7 4.55%	15 5.62%
	Cast Votes:	51 96.23%	62 96.88%	154 89.02%	267 92.07%

Cumulative Report — Unofficial
GRAY COUNTY, TEXAS — OFFICIAL BALLOT — March 03, 2020

Page 8 of 9

03/03/2020 09:04 PM

Total Number of Voters : 4,168 of 12,163 = 34.27%

Precincts Reporting 7 of 7 = 100.00%

Party	Candidate	Absentee	Early	Election	Total
Proposition 9, Vote For 1 DEMOCRATIC PARTY					
	Yes	49 96.08%	59 96.72%	150 96.77%	258 96.63%
	No	2 3.92%	2 3.28%	5 3.23%	9 3.37%
	Cast Votes:	51 96.23%	61 95.31%	155 89.60%	267 92.07%
Proposition 10, Vote For 1 DEMOCRATIC PARTY					
	Yes	48 96.00%	57 93.44%	141 92.16%	246 93.18%
	No	2 4.00%	4 6.56%	12 7.84%	18 6.82%
	Cast Votes:	50 94.34%	61 95.31%	153 88.44%	264 91.03%
Proposition 11, Vote For 1 DEMOCRATIC PARTY					
	Yes	45 90.00%	57 93.44%	139 92.05%	241 91.98%
	No	5 10.00%	4 6.56%	12 7.95%	21 8.02%
	Cast Votes:	50 94.34%	61 95.31%	151 87.28%	262 90.34%
Proposition 1, Vote For 1 REPUBLICAN PARTY					
	Yes	295 87.80%	1,404 89.37%	1,622 87.68%	3,321 88.39%
	No	41 12.20%	167 10.63%	228 12.32%	436 11.61%
	Cast Votes:	336 96.28%	1,571 97.52%	1,850 96.45%	3,757 96.88%
Proposition 2, Vote For 1 REPUBLICAN PARTY					
	Yes	302 88.82%	1,371 87.10%	1,571 84.69%	3,244 86.07%
	No	38 11.18%	203 12.90%	284 15.31%	525 13.93%
	Cast Votes:	340 97.42%	1,574 97.70%	1,855 96.72%	3,769 97.19%
Proposition 3, Vote For 1 REPUBLICAN PARTY					
	Yes	335 98.24%	1,474 94.25%	1,671 91.06%	3,480 93.05%
	No	6 1.76%	90 5.75%	164 8.94%	260 6.95%
	Cast Votes:	341 97.71%	1,564 97.08%	1,835 95.67%	3,740 96.44%
Proposition 4, Vote For 1 REPUBLICAN PARTY					
	Yes	337 99.41%	1,500 96.03%	1,752 95.06%	3,589 95.86%
	No	2 0.59%	62 3.97%	91 4.94%	155 4.14%
	Cast Votes:	339 97.13%	1,562 96.96%	1,843 96.09%	3,744 96.54%

Cumulative Report — Unofficial
GRAY COUNTY, TEXAS — OFFICIAL BALLOT — March 03, 2020

Page 9 of 9

03/03/2020 09:04 PM

Total Number of Voters : 4,168 of 12,163 = 34.27%

Precincts Reporting 7 of 7 = 100.00%

Party	Candidate	Absentee		Early		Election		Total	
Proposition 5, Vote For 1 REPUBLICAN PARTY									
	Yes	303	91.27%	1,427	91.83%	1,703	91.95%	3,433	91.84%
	No	29	8.73%	127	8.17%	149	8.05%	305	8.16%
	Cast Votes:	332	95.13%	1,554	96.46%	1,852	96.56%	3,738	96.39%
Proposition 6, Vote For 1 REPUBLICAN PARTY									
	Yes	325	95.87%	1,464	93.61%	1,728	93.35%	3,517	93.69%
	No	14	4.13%	100	6.39%	123	6.65%	237	6.31%
	Cast Votes:	339	97.13%	1,564	97.08%	1,851	96.51%	3,754	96.80%
Proposition 7, Vote For 1 REPUBLICAN PARTY									
	Yes	333	99.11%	1,541	98.66%	1,827	98.65%	3,701	98.69%
	No	3	0.89%	21	1.34%	25	1.35%	49	1.31%
	Cast Votes:	336	96.28%	1,562	96.96%	1,852	96.56%	3,750	96.70%
Proposition 8, Vote For 1 REPUBLICAN PARTY									
	Yes	341	100.00%	1,540	98.28%	1,826	98.65%	3,707	98.62%
	No	0	0.00%	27	1.72%	25	1.35%	52	1.38%
	Cast Votes:	341	97.71%	1,567	97.27%	1,851	96.51%	3,759	96.93%
Proposition 9, Vote For 1 REPUBLICAN PARTY									
	Yes	323	97.29%	1,496	95.47%	1,774	95.89%	3,593	95.84%
	No	9	2.71%	71	4.53%	76	4.11%	156	4.16%
	Cast Votes:	332	95.13%	1,567	97.27%	1,850	96.45%	3,749	96.67%
Proposition 10, Vote For 1 REPUBLICAN PARTY									
	Yes	321	94.41%	1,469	93.99%	1,737	94.20%	3,527	94.13%
	No	19	5.59%	94	6.01%	107	5.80%	220	5.87%
	Cast Votes:	340	97.42%	1,563	97.02%	1,844	96.14%	3,747	96.62%